


Model 301 spring loaded thermocouple for use with cast iron explosion-proof housing



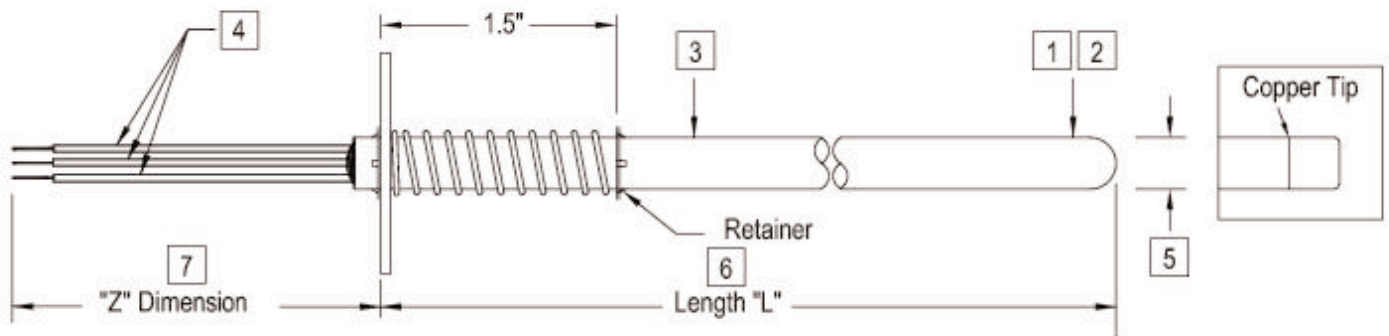
Overview



Designed to be used with a thermowell. The spring loading action of this thermowell ensures proper contact with the tip of the thermowell for maximum heat transfer. The sensor is designed to be used with Weed Instrument's explosion-proof connection head.

Key features

- Refer to Model 305 if spring-loaded hex fitting is required
- Refer to Model 312 for spring-loaded applications

Technical specification



1. Base Model	Base Model/Series Number.
2. A. Accuracy: B. Type: C. Response Time: D. Tip Sensitivity:	ANSI Special Limits of Error is standard. See Thermocouple General Specifications. Application dependent. See Thermocouple General Specifications. Dependent on sheath diameter and measuring junction. See Thermocouple General Specifications. Thermocouples are inherently tip sensitive.
3. Grounded: Ungrounded:	At the tip, thermocouple wires are attached to inside of probe wall, resulting in quick response time. At the tip, thermocouple wires are insulated from the inside of probe wall, results are a slower response time but increased isolation.
4. Construction:	Code A - 316SS tube construction, Teflon insulated lead wire. Code C - 316SS MgO construction, Teflon insulated lead wire. Code B - Inconel MgO construction, Teflon insulated lead wire.
5. Lead Wires:	<div style="display: flex; justify-content: space-around; align-items: center;"> <div style="text-align: center;"> <p>Single</p>  </div> <div style="text-align: center;"> <p>Dual</p>  </div> </div>
6. Sheath Diameter:	.250" (1/4") is industry standard.
7. Sheath Length:	Entire stem length. See Thermocouple General Specifications.
8. Lead Wire Length:	Length of wires beyond the sheath.

Technical specification

Model	Description	
301	Spring- Loaded Thermocouple for use with Cast Iron Explosion-Proof Cast Housing (Type 3)	
1	Code	Thermocouple Type Range
	J	Type J Thermocouple 32 to 1400°F 0 to 760°C
	K	Type K Thermocouple -328 to 2300°F -200 to 1280°C
	T	Type T Thermocouple -328 to 700°F -200 to 371°C
	E	Type E Thermocouple -328 to 1800°F -200 to 871°C
	R	Type R Thermocouple 32 to 2700°F 0 to 1482°C
	S	Type S Thermocouple 32 to 2700°F 0 to 1482°C
	B	Type B Thermocouple 32 to 3100°F 0 to 1704°C
N	Type N Thermocouple -454 to 2372°F -270 to 1300°C	
Add "MT" for matched to transmitter. See Thermocouple General Specifications.		
2	Code	Junction Type
	G	Grounded
U	Ungrounded	
3	Code	Construction Temperature Limit
	A	500° F Maximum
	C	1800° F Maximum
B	2300° F Maximum	
4	Code	Number of Lead Wires
	2	Single Thermocouple
4	Dual Thermocouple	
5	Code	Sheath Diameter
	C	.250" Diameter
Other	Consult factory	
6	Code	Sheath Length
	XXX.X	Specify length to nearest 0.1"
7	Code	Lead Wire Length
	Z003	3" - Standard with head
	Z024	24" - Standard without head
	ZXXX	Other - consult factory
8		

301	-	J	-	G	-	C	-	2	-	C	-	012.0	-	Z024	Sample Model Number
-	-	-	-	-	-	-	-	-	-	-	-	-	-	-	Your Model Number

United States of America

707 Jeffrey Way
Round Rock
Texas 78665-2408
USA

Tel: +1 512-434-2800

United Kingdom

Innovation House
Lancaster Road
Ferndown Industrial Estate
Wimborne
Dorset BH21 7SQ
UK

Tel: +44 (0) 1202 850 450

For more information

Web: cwic.curtisswright.com

Email: sales@nspi.curtisswright.com

About Curtiss-Wright

Curtiss-Wright Round Rock and Wimborne have worked with nuclear and industrial customers for over 60 years. We support customers across the world from facilities located in the US and UK. Our solutions are embedded in strategic national infrastructure and our people are active partners in customer programs that are focused on delivering advanced future nuclear and industrial capabilities.

Curtiss-Wright Corporation (NYSE: CW) is a global integrated business that provides highly engineered products, solutions and services mainly to Aerospace & Defense markets, as well as critical technologies in demanding commercial power, process and industrial markets. We leverage a workforce of approximately 8,600 highly skilled employees who develop, design and build what we believe are the best engineered solutions to the markets we serve. Building on the heritage of Glenn Curtiss and the Wright brothers, Curtiss-Wright has a long tradition of providing innovative solutions through trusted customer relationships.